


How Does Move-In Work?



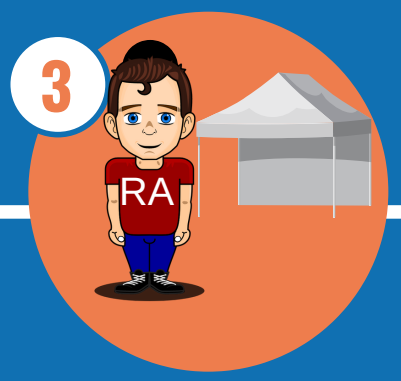
1 Pull into Parking Lot E (2475 Amsterdam Avenue between 182 and 183 Streets)




2 A Resident Advisor will greet you in the parking lot and help you unload your belongings into a yellow moving bin



4 Check-in to Housing and receive your keys



3 A Resident Advisor will accompany you from the parking lot to the check-in center



5 While you are checking in, a Resident Advisor will bring your belongings to your room for you



6 After completing the check-in process, head to your assigned room to unpack and get ready for the year!



7 Let us know how move-in went by filling out our survey at <http://rebrand.ly/WilfMoveInSurvey>



University Housing & Residence Life Here to Help

Questions about the move-in process?

Email us at wilfhousing@yu.edu
Call us at 646-592-4216