


Pharos Print from Google Docs - iOS Instructions

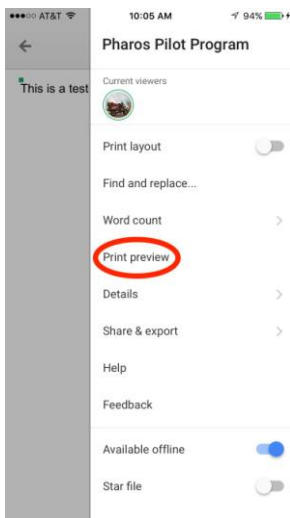
1. Download Google Docs, Google Drive and Pharos Print from the App Store.
2. Login to Google Docs & Google Drive.
3. Configure Pharos Print:

Server: print.yu.edu
Port: 443
Login: AD username & password

4. From Google Doc open a file & click dots



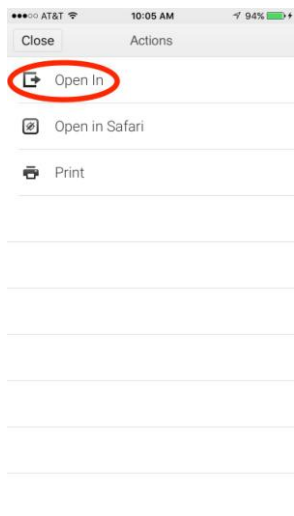
5. Click Print Preview



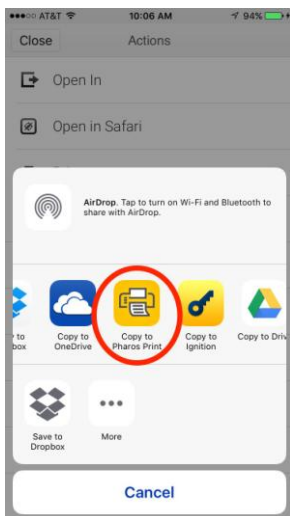
6. Click dots



7. Click Open In



8. Click Copy to Pharos Print



9. Click Apply Changes

